

Carolina Journal Special Section pages 23-38

Questions arise about 2nd Easley land deal



***New York City
celebrates 400th
anniversary of
Henry Hudson's
big discovery
– Story on Page 18***



***Asheville police
to hold more
ditch-a-gun days
– and you get
paid for it!
– Story on Page 2***



**WEEKLY
COMMUNITY
NEWS**

the asheville Tribune

FREE

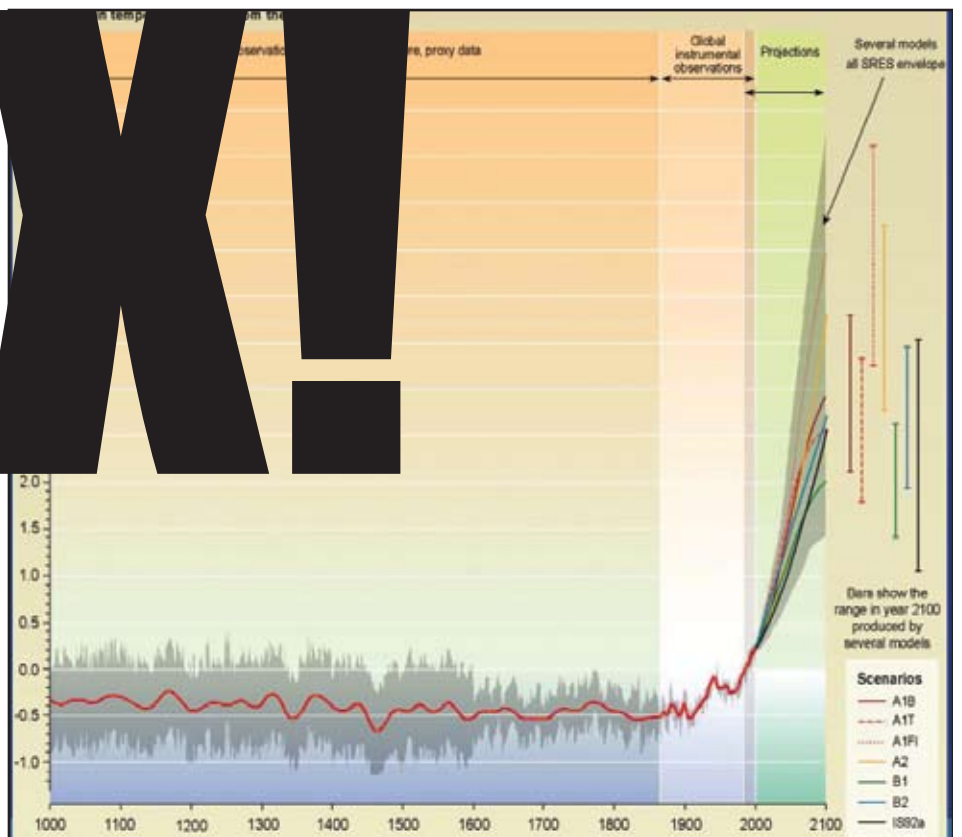
*“A grown-up newspaper
for discerning readers.”*

December 3 – December 9, 2009 Vol. 13 • No. 49

SPECIAL EDITION : Hackers bust Global Warming

HOAX!

***The United Nations released a world
temperature Hockey Stick chart
based on bogus data. If you can't
trust the UN, who can you trust?
– Special section begins on Page 3***



Clayton
homes
Swannanoa
828-686-8428

2565 U.S. Hwy 70 Swannanoa, NC 28778

Bring this ad in and get
\$10,000 OFF
selected models




**I Pay Cash for Diabetic
Test Strips up to
\$10 per 100 count.
Must be New
and in Date.
I am Local and Pay Fast.
Call Sam at
828-577-4197**

INTRODUCTION

The Great Global Warming Hoax

On March 8, 2007, the Tribune published the first part of a 20,000 word article that compiled the damning evidence against the case for man-made global warming.



“Sunspot activity creates warmer or cooler temperatures on the earth by belching out huge amounts of energy. The above photo shows normal sunspot activity.

We were laughed at and ridiculed by many of Asheville’s self-styled environmentalists. Some, to whom global warming is a religion, said we had done a great disservice to the community. We should repent, and thereby achieve the salvation of feeling good about saving the planet. We were unrepentant. We

muddled along for the next 33 months with news articles, editorials and opinion pieces on the topic, generally finding more real science on the side of the dissenters than we did with the so-

called environmental scientists. Meanwhile, the world went crazy. Al Gore earned a Nobel Prize. So did the scientists at East Anglia College in the UK. Al Gore spoke to Congress. Al Gore won an Oscar. Al Gore this, Al Gore that. It was all Al Gore, all the time. Why? Could it be because he lost the election in Florida in 2000

and his followers canonized him? Could it be that “An Inconvenient Truth” was such a great bit of science, or such a great film? We think it was because Al Gore is either conveniently stupid or has been in on the fraud from the outset.

The whole argument for man-made global warming is, like Al Gore himself, self-serving, narcissistic and arrogant. To make it work, East Anglia Climatic Research Unit (CRU) scientists had to manipulate data, massage their charts and, ultimately, discard the original readings. They consistently refused to disclose both their methodology and their computer routines. Ultimately, as the noose tightened of data that simply did not compute, CRU correspondents were urged to destroy all their e-mails and hide or dispose of data to prevent having to give it to others in compliance with the UK’s Freedom of Information laws.

Peer review in journals that supported the hoaxers was fine, but Dr. Philip Jones, head of the climate unit at East Anglia, suggested non-compliant journals and scientists be ignored, ostracized, outcast and denied the privilege of publishing new scientific works.

While Jones and his assistants were busy producing a climatic Piltdown Man, their data was being used by the United Nations Intergovernmental Panel on Climate Change (IPCC) to force governments to sign such documents as the Kyoto Treaty on Climate Change, which would have the energy usage of American citizens policed by the UN, and would set our economy back to the pre-industrial age. Third World nations, of course, are exempt from the Kyoto Treaty. This was intended to improve their economies and increase their energy usage. A great equalizer.

“From each according to his abilities, to each according to his needs.” – Karl Marx, 1875 Most of the articles in this special Tribune were selected because they shed light on the extent of the global warming fraud. One article dismisses the idea of fraud completely and just blames a few unscrupulous individuals with bad judgment.

Our original article from 2007, written by Editor-at-Large David Morgan, is available online at www.tribunepapers.com, under the Global Warming link.

As always, your comments and letters are welcome.

Bill Fishburne is the Tribune Senior Editor.



The photo above shows no sunspots. These cycles occur approximately every 11 years. Many earth temperature models, especially those that purport to relate CO2 levels with temperatures, often ignore the impact of sunspots.

coffee hit my lap.
i hit the mailbox.

Accident Forgiveness
Part of On Your Side® Rewards

McKinney Agency
Douglas C McKinney
mckinnd@nationwide.com
5 Allen Ave
Asheville, NC 28803
(828) 684-5020

Nationwide®
On Your Side
Auto Home Life Business

©2008 Nationwide Mutual Insurance Company and Affiliated Companies. Nationwide Life Insurance Company. Home office: Columbus, Ohio 43215-2220. Nationwide, the Nationwide Framemark and On Your Side are federally registered service marks of Nationwide Mutual Insurance Company. Not available in all states.

Send a card.
It's the biggest little thing you can do.

Cherie's
Hallmark
GOLD CROWN

All our locations are:
Skyland • 274-4416
Weaverville Plaza • 645-6100
River Ridge • 298-9277

PRE0004765

Learn to Fly

INTRODUCING THE CESSNA SKYHAWK TURBO DIESEL

It's time to be your own Captain

828.650.6540
www.wncaviation.com

Proud to be WNC's only FAA Certified Flight School

The Greatest Hoax Ever

In late November, the greatest scientific hoax in history was broken when in excess of 61 megabytes of hacked computer data on global warming was dumped on the Internet.

More than 1000 e-mail messages between scientists at the University of East Anglia's Climate Research Unit revealed a world-wide conspiracy to falsify temperature readings, suppress criticism, manipulate data to increase readings, and ostracize contrarian scientists who dared to criticize what has become the world's most popular new religion.

East Anglia's Climate Research Unit has been the main source of world-wide climate and global warming data for more than 30 years. And not since Piltown Man was discovered in 1912 has the world seen scientific fraud of such magnitude. And the Piltown Man was child's play compared to the Global Warming Hoax.

This special edition of The Tribune focuses on the breaking news of this stunning plot. From the data being destroyed "when we moved" to e-mail messages that said it was "fortunate" that critic John L. Daly had died (in 2004), the CRU and its corrupt government-fed bottom-feeding science hoaxers from around the world have perpetrated the most corrupt and irreversible quasi-religious movement in history.

Hundreds of millions of people – make that billions – sincerely believe that mankind is causing global warming and that the only way to reverse it is to lower our energy usage. They would have us drive mopeds rather than cars, tricycles rather than trucks, and burn "natural" cow dung in our homes rather than use natural gas.

The religion of environmentalism is based on the inherent evil of Western man. It supports communal societies (communist, by definition) rather than free enterprise. It advocates living in close quarters – smart growth – rather than expanding and exploring new frontiers. It damns for-profits in the name of non-profits and gives us stupid mercury-laden fluorescent light bulbs instead of proven, non-polluting incandescent; while the new religion's evangelists make millions jetting around the world to spread their false gospel.

As the impact of these 1079 e-mails and 72 articles, papers and other documents sinks in, the denials begin. But there can be no denying the culture of corruption of global warming.

- All original temperature data was destroyed
- Scientists colluded to lie in papers and peer reviews
- Dissenters were systematically destroyed
- The scheme was funded by the United Nations and other socialist organizations
- CRU Director Phil Jones said he was tempted to "beat" a critic from the Cato Institute

The world's leading authority on global warming is the United Nation's Intergovernmental Panel on Climate Change. Every nation, every scientific journal, and every interested citizen has seen data and articles that credit their alarmist findings to the IPCC. The problem is that the IPCC doesn't do any original research. All of its findings are based on data supplied by the CRU.

To make the point more bluntly: This hoax is a scientific Ponzi scheme that makes Bernie Madoff look like a 10-year old cheating at poker. To gain more funding, the CRU began to "discover" evidence of global warming. By the late 1990's the CRU had become the world's leading source for such data. In 2005 the CRU released a paper that said 2005 was the 2nd hottest year on record. The major source quoted in the document was CRU Director Dr. Phil Jones.

The footnote to a chart included in the CRU's 2005 report reads like a journalist quoting himself: "Table 1.a. The official surface temperature record showing the 10 warmest years (up to 2004) in the hemispheres and globe. The data are optimally averaged temperature relative to the 1961-1990 mean, derived from the combined Hadley Centre/Climatic Research Unit dataset HadCRUT2v (Jones and Moberg, 2003).

In all, Jones quoted himself 13 times in the paper. The datasets came from around the world, but were all adjusted by the CRU.

All the published data was either false, or was so manipulated that it gave the desired results. The extent of the manipulation may never be known. All the original temperature measurements have been destroyed. Everyone lied, and did so nearly incomprehensibly.

The caption to Figure 1.a. reads, "Figure 1.a: Global ranked surface temperatures from 1861. The size of the bars indicates the uncertainty associated with each year. The source data are 10 years (1861-1870) of blended land (Jones, 1994) and SST (Parker et al., 1995) data, followed by the blended land and SST (Jones and Moberg, 2003) HadCRUT2v series. Values are optimal averages (OA) except 2005 which is for January to November and is a simple area weighted average."

In the face of the e-mails and documents, the destruction of the datasets and the inability of the CRU to explain anything, only those "of the faith" and the journalists who went into the profession to change the world can continue to ignore the truth.

The magnitude of this hoax is unimaginable and the depth of its impact on our lives is unfathomable. Every energy-saving mandate, every "carbon-footprint" law, that our local, state and federal officials have mandated from fluorescent light bulbs to fluorocarbon emission regulations, is junk.

The question is, are they man enough to admit it, and will idiotic gatherings of the modern-day Luddites in Copenhagen, Kyoto and Hawaii, still be given any credibility?



Alan Caruba

The Middle East: Reporting an Enigma

When President Obama delivers a speech on why he is going to send more thousands of U.S. troops and spend more billions on the eight-year-old conflict in Afghanistan, it would be a good idea to better understand why so much of what is reported from the Middle East suffers a great disconnect from the truth.

In 1998, Joris Luyendijk, a Dutch student who had studied Arabic at Cairo University for a year, was offered a job as a Middle East correspondent for a Dutch news agency despite having no experience as a reporter. What followed was his real education about the Middle East and the way it is presented to the West by the news media.

His book about that experience, "People Like Us: Misrepresenting the Middle East" was initially published in the Netherlands in 2006 and has since then it has been translated and published in Hungary, Italy, Denmark and Germany. In October an English edition was published by Soft Scull Press, an imprint of Counterpoint, a Berkeley, California publisher.

Having begun my career as a journalist, I was interested to learn what Luyendijk had taken from his years hopping around the Middle East before and after 9/11 and during the two Iraq wars waged by the U.S. to resolve a problem called Saddam Hussein.

For anyone digesting the news from his morning newspaper or watching it on television, suspecting that it might be biased or wrong, this book that focuses on reporting from the Middle East is a revelation because Luyendijk strives mightily to expose the way the news is manipulated by all the parties involved.

Covering his experiences from 1998 to 2003, the author is refreshingly candid, admitting that, despite his student year in Cairo, he had little or no real understanding of Egypt or the rest of the Middle East.

There is, however, one thing that anyone can understand. The Middle East is composed of dictatorships and the sole purpose of each one is to survive. To do that, their people must be constantly indoctrinated and fearful. That is made possible by rendering them, individually and as a group, powerless. There simply is no such thing as justice or the opportunity to express an opinion in opposition to the leader.

Significantly, those living in the Middle East cannot make an informed judgment of what is occurring around them because they operate two points of view that are very real to them. First is a widely accepted sense of victimhood, and, second, they believe that Israel, ultimately, is manipulating the entire world!

Conversely, Americans who have no contact with the Middle East beyond the headlines and snapshots of bloodshed and warfare are comparably unable to make informed judgments about a people who differ among themselves in many ways.

The Middle East is very different from the West and Luyendijk believes that few in the West are even vaguely aware that those who live there live in a parallel universe; one that functions by the rules of ruthless dictatorships, by tribes, and by a religion that is hostile to all others.

Democracy is not likely to take root in the Middle East and this can be traced to the prevailing religion of the region, Islam. The only reason democracy occurred in Turkey is because the founder of the modern state, Ataturk, isolated Islam from the conduct of governance and that has been backed up by an army that has, thus far, ensured the separation.

The only other democracy in the Middle East is, of course, Israel. Lebanon's effort has been steadily undermined by Hezbollah, Islamists who are an instrument of Iran.

The news coverage by Western reporters tends not to reflect the fact that Western powers have long

supported the gaggle of monarchs and despots in the Middle East, at least until they saw fit to replace them. For this and for its interventions, the people of the Middle East quite naturally see the West as part of the oppression under which they live.

"EVERYONE IS AGAINST US. It's banged into ordinary Arabs through the media and their education from a very young age, so don't expect them to be pro-western."

For a Western journalist, that means having to operate in societies where their reports are closely monitored and where access to events repeatedly reveal how staged they are, whether it's a mass rally or whether it is those they interview who know that one wrong word can get them imprisoned, tortured, and even killed. The journalists, too, are at risk.

The "truth" in such a place is an impossibility. The "truth" does not exist for those who live in the Middle East and is carefully filtered by the Western news agencies that cover it for people who live thousands of miles away. The task is to report on an enigma.

Citing a group trip to Saddam's Baghdad arranged by the Cairo Foreign Press Association, Luyendijk says, "It was complete madness. The secret-service minders practically sat on our laps. They'd regularly leave us waiting in lobbies for hours on end without any explanation, and then shove us into taxis for an excursion."

"When something big happens, the (Western) public wants to know things that the correspondent can't find out." The result is a lot of nebulous speculation or regurgitation of previous news.

While those in the West are accustomed to fairly rapid progress, the Middle East defies this because the currents that determine events are rooted in events that may have occurred a hundred or a thousand years earlier.

Paul Driessen

Cleaning out the climate science cesspool

The data manipulation and fraud stench is too strong to be ignored any longer.

As frigid Copenhagen prepares for the upcoming Climate Armageddon confab, a predictable barrage of hothouse horrors has been unleashed, to advance proposals to slash hydrocarbon use and carbon dioxide emissions, restrict agriculture and economic growth, and implement global governance and taxation.

CO2 has reached a new high (0.0385% of the atmosphere), we're told, because of cars and "coal-fired factories of death." Rising seas are forcing families to "flee their homes." Oceans are becoming "toxic." Climate change is driving Philippine women into prostitution. Higher temperatures will "increase the likelihood of civil war in Sub-Saharan Africa" and "bring human civilization to a screeching halt." The Associated Press, BBC and other "mainstream" media dutifully regurgitate every press release.

However, the planet and science are not cooperating with the fear-mongering. There has been no statistically significant global warming for over a decade, despite steadily increasing CO2 levels – and for several years average annual global temperatures have actually declined.

Carbon dioxide plays only a minor role, many scientists say, and our climate is still controlled by periodic variations in the same natural forces that caused previous climate changes: ocean currents and jet streams, water vapor and cloud cover, evaporation and precipitation, planetary alignments and the shape of the Earth's orbit, the tilt and wobble of Earth's axis, cosmic ray levels and especially solar energy output.

Worst of all, newly released emails from leading crisis-promoting scientists have exposed a cesspool of intimidation, duplicity and fraud that could rock Copenhagen and the alarmist agenda to their core. Their views, data and models are central to reports by the UN's Intergovernmental Panel on Climate Change (IPCC), the Kyoto Protocol and proposed successors, and US cap-tax-and-trade bills, polar bear "protection" schemes and EPA "endangerment" findings.

The ClimateGate emails reveal an unprecedented, systematic conspiracy to stifle discussion and debate, conceal and manipulate data, alter temperature trends that contradict predictions of dangerous warming, pervert the peer-review process, pressure scientific journals and the IPCC to publish alarmist studies and exclude dissenting analyses, and avoid compliance with Freedom of Information requests.

British Climate Research Unit (CRU) chief Phil Jones to Penn

State climatologist Michael Mann, of Hockey Stick infamy: "Can you delete any e-mails you may have had with Keith [Briffa] re AR4 [the IPCC's Fourth Assessment Report and Briffa's suspect tree-ring data]. Keith will do likewise."

Jones to Mann: "If they [Canadian researchers Ross McKittrick and Steve McIntyre] ever hear there is a Freedom of Information Act in the UK, I think I'll delete the file rather than send it to anyone." Jones subsequently "lost" all the original, raw temperature data that had been entrusted to the CRU's care.

(These actions appear intended to avoid Freedom of Information inquiries. Jones had previously told a researcher, "Why should I make the data available, when your aim is to try and find something wrong with it?" Drs. J&M, that's the scientific method – to ensure that research and experiments are honest, accurate and replicable. Deleting files and data also raises serious ethical, scientific and legal issues.)

Jones: "I can't see either of these papers being in the next IPCC report. Kevin [Trenberth, lead author of two IPCC reports] and I will keep them out somehow – even if we have to redefine what the peer-review literature is!" (Thereby excluding non-alarmist peer-reviewed papers and skewing the IPCC process.)

Jones: "I've just completed Mike [Mann's] trick of adding in the real temps to each series, to hide the decline [in average global temperatures] ..." (Maintain a warming trend, despite contrary evidence.)

Climate scientist Tom Wigley to Mann: "If you think [Yale Professor and Geophysical Research Letters editor James] Saiers is in the greenhouse skeptics camp, then, if we can find documentary evidence of this, we could go through official AGU channels to get him ousted." (The American Geophysical Union has likewise gotten into the censorship, intimidation, climate alarm and money train business.)

These are the very tip of the melting climate crisis iceberg. To gauge the scope, depth and depravity of the conspiracy, visit <http://bishophill.squarespace.com/blog/2009/11/20/climate-cuttings-33.html>, <http://ClimateDepot.com> and <http://www.anelegantchaos.org/cru/index.php>

These supposed scientists built their careers and reputations on conjuring datasets, computer models, scenarios and reports – all claiming that modern civilization's use of hydrocarbons is about to destroy the planet, and all financed by well over \$100 billion in US, UK, EU and other taxpayer money.

Realist climate experts have long smelled a rat. The alarmists' data didn't match other data. Their models never worked. Their claims of "consensus" and "unprecedented" warming had no basis in fact. Too many grant and publication decisions

were decided by which side of the issue someone was on.

Now, finally, the rat has been flushed from its sewer. Now, finally, honest elements of the "mainstream" media will no longer ignore or whitewash the scandal.

The stakes are incredibly high. This bogus, biased "science" is being used to justify expensive, intrusive, repressive, abusive treaties, laws and regulations. The new rules would undermine economies, destroy jobs, close down companies and entire industries, impoverish families and communities, roll back personal freedoms and civil rights – and enrich the lucky few whose lobbyists and connections may enable them to corner markets for renewable energy technologies, carbon offsets and emissions trading.

For the most destitute people on the planet, the repercussions from this fraud are even higher. These people – 750 million in Africa alone – do not have electricity, cars, modern homes, jobs or hope for a better future. They die by the millions from malnutrition and lung, intestinal and insect-borne diseases that would be dramatically reduced with access to dependable, affordable energy.

But the alarmists' bogus, biased "science" is being used to justify building a Climate Wall between these desperate people and the modern, energy-rich world. To justify perpetuating misery, disease and death.

Jones, Mann, Briffa, Trenberth, Wigley, IPCC chief Rajendra Pachauri, White House science advisor John Holdren, CRU scientist Tim Osborn, Lawrence Livermore National Laboratory researcher Ben Santer and others implicated in this growing scandal should do the honorable thing – and resign their posts. If they refuse, they should be put on paid administrative leave, until every aspect of this collusion and junk science scandal can be thoroughly investigated. Dismissal or other appropriate action should follow.

They should not be allowed to represent their governments or organizations in Copenhagen.

Institutions that received climate alarm grants should be disciplined and removed from future grant conduits, if they knew about these actions – or would have known, had they exercised due diligence.

The entire IPCC and peer review process must be repaired. The alarmists and self-appointed censors who have corrupted the system must be replaced with scientists who will ensure honest inquiry and a full airing of all data, hypotheses and perspectives on climate science, economics and policy.

It is time to clean out the climate cesspool, and bring integrity, transparency and accountability back to science, law, government, universities and public policy.

"The Sleeping Giant has Awakened"



Call

828-674-9103 to order

BLUE RIDGE AUTO CENTER

Professional Automotive Collision Repair



**Tires • Alignments
Brakes • State Inspections**

**1235 Asheville Hwy.
Hendersonville
828.693-1038**



Owner – David Blythe

David Morgan

Global Warming – Uncovering the Facts

Originally published March 4, 2007

Gravity: it's the law. Having built a house or two and having been around many who did, I have heard many times how important it is to construct a really good, strong foundation. It's absolutely crucial. I am sure many of you have heard the same. If you don't, the house won't stay standing for long. Gravity will see to that.

But I never heard anyone mentioning to me that there was a scientific 'consensus' among experts for the existence of gravity, as though that is why I should pay attention. The existence of gravity wasn't just an opinion; it was a scientific fact. Gravity is the law. People are entitled to their own opinions, but not to their own facts.

Struck by today's media and the (Al Gore) Oscar blitz of just how dangerous climate warming is, I became struck by the fervor with which the media and senior officials clung to the statement that 'global warming' obviously was the truth because there was a 'consensus' among scientists. However, science does not arrive at conclusions based on 'consensus' but rather derives its outcomes based on a proven methodology of the study of facts. 'Consensus' is simply a political and a sociological tool, not a scientific one.

The argument goes like this:

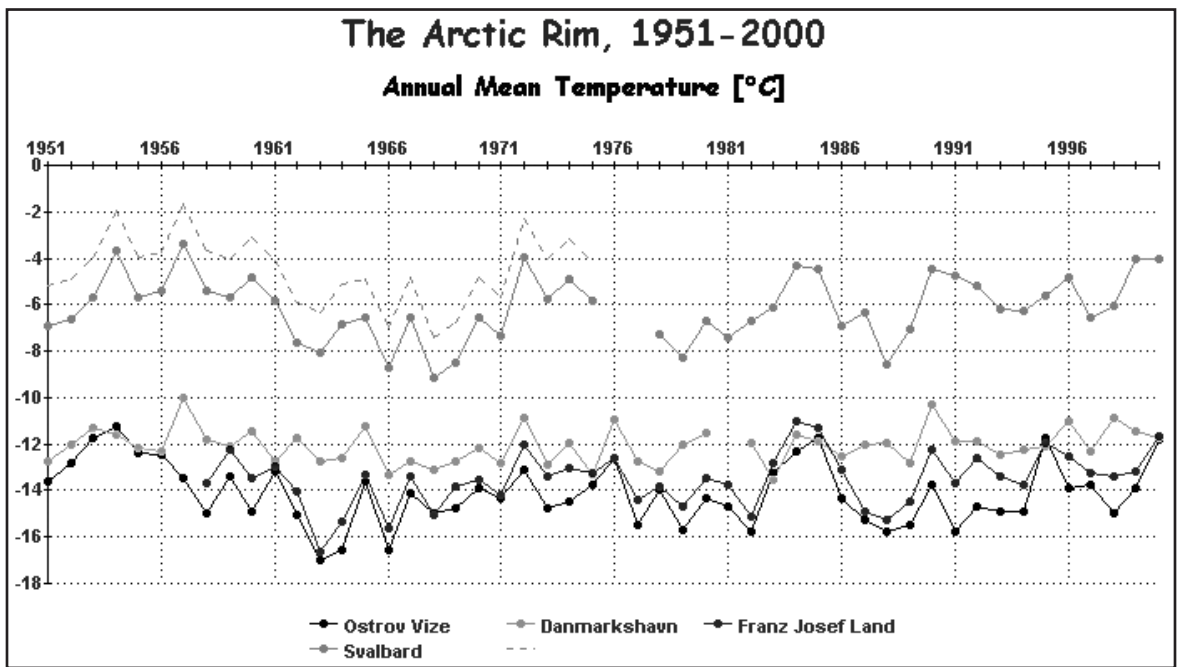
The entire world is getting warmer and is doing so at an accelerating rate. This entire process has accelerated in the past hundred to two hundred years. Global temperatures have risen

an average of .7 to 1.4 degrees F over the past century.

Humans and their activities are playing the major role in its

and not on the data that comes primarily from hypothetical models based on computational smoothing, averages with gap filling assumptions

Moreover, there is substantial scientific evidence that increases in atmospheric carbon dioxide produce many beneficial effects



doing so, primarily by creating the 'pollutant' carbon dioxide. Methane is also mentioned from time to time. During the past two to three hundred years, atmospheric carbon dioxide (CO2) and methane have increased by about 36%.

Sea levels have risen four to eight inches since the beginning of the industrial revolution. Since the 1970's there has been a 10% to 15% decrease in the Arctic sea ice area, ice has become less thick, and there have been significant decreases in the Earth's snow cover.

The prognosis is glum. If greenhouse gas levels keep rising at these rates, atmospheric CO2 will double by the year 2100. This will result in global temperature increases of 2.5 degrees up to 10 degrees F. Sea levels will increase anywhere from 4 inches up to nearly 3 feet.

Certainly sounds terrifying. What really stuck me was how it was possible to figure all this out in just 20 to 25 years. In April of 1975 Newsweek and many experts warned us that we were in a dire position because global cooling was upon us. A catastrophic drop in food supplies could begin in only ten years. The world was about to be facing certain starvation. Other experts suggested we needed to melt the ice caps. Twenty-five years later, it seemed incredible that they could suddenly figure out so quickly that it was now global warming that was going to destroy us. Anyhow, I wanted to look at the data – at the best data I could find – to try to see for myself how they had quickly come to this new conclusion.

I was also interested primarily in focusing on the raw, observed data

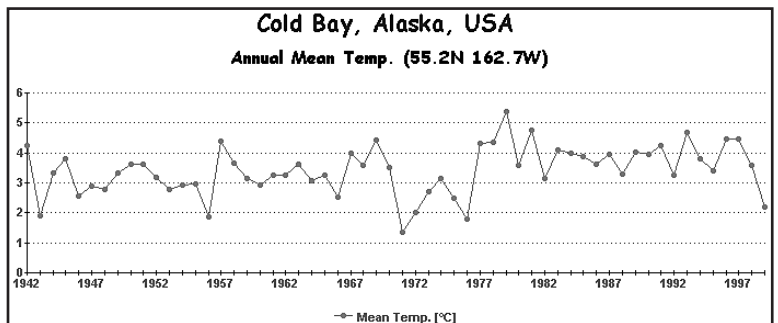
and algorithms, and/or estimated regression scenarios. In addition I was interested in finding out just how the data was gathered and how it was measured and who put all this together. It's a large globe to cover.

Obviously, one of the first things I tried to discover was whether in fact there was a 'consensus' for these views. It seemed like something logical to do. The more I looked, the more it appeared that such a 'consensus' did not in fact exist, at least among those who didn't have a dog in the hunt or who stood not to benefit by these conclusions.

"In 1997, Dr. Frederick Seitz, past

upon the natural plant and animal environments of the Earth." (http://archive.patriotpost.us/pub/07-08_Digest/index.php#continued).

I also found that in April 2006, 60 scientists from around the globe had sent an open letter to Canadian Prime Minister Harper disputing the findings of the global warming theorists (<http://www.canada.com/nationalpost/financialpost/story.html?id=3711460e-bd5a-475d-a6be-4db87559d605>). These were scientists from Canada, the United Kingdom, New Zealand, Norway, Australia, the U.S., Sweden, Poland and elsewhere.



president of the National Academy of Sciences, invited colleagues to sign (http://patriotpost.us/news/letter_from_frederick_seitz.asp) a petition based on Robinson's work, which received more than 20,000 signers, most of whom hold advanced degrees in relevant fields of study. That petition stated, in part: 'There is no convincing scientific evidence that human release of carbon dioxide, methane, or other greenhouse gases is causing or will, in the foreseeable future, cause catastrophic heating of the Earth's atmosphere and disruption of the Earth's climate.

Carleton University Earth Sciences Professor Tim Patterson gave a comparable message in a CBC TV news special report. "People in our group feel that the science has progressed now ... we now feel that climate is driven by changes in the Sun," said Patterson. As he testified before the House of Commons Committee on Environment and Sustainable Development last year, Patterson told the CBC, "We think that by going after CO2, which is basically plant food, and which, if we look at the longer geologic record,

Continued on page 9



Bill McCrackin, Asheville Racquet & Fitness Club

management company, headquartered in the Inner Harbor of Baltimore. I spent 4 years as Asst. Director of Corporate Marketing, primarily responsible for and managing the Legg Mason Tennis Classic, an ATP Pro Mens Tennis Tournament in Washington, DC.

Feeling the need to be closer to family, I relocated to Asheville in 2003, bought and restored a Craftsman bungalow in Kenilworth, and came to work at the Asheville Racquet and Fitness Club. I am Director of Sales and Marketing responsible for individual and family membership and renewal sales, as well as corporate and organizational recruitment. I create our in-house and community collateral marketing pieces, TV, radio and print, and manage the club newsletter, The Advantage. The staff and members at ARFC are all very special and interesting people, and have made being a part of this team fun and enriching for me in many ways. My hobbies include bike racing and triathlon, playing guitar and singing at various venues around the area, surfing, skiing and general outdoor activities. I enjoy living and making new friends here in the mountains of Western NC, and exploring the outdoor playground, here, that we call home.

To contact me at ARFC for questions relating to club amenities and membership specials, please email me at billymac453@yahoo.com or call me at 828-274-3361 ext. 112.



One of North Carolina's finest Tennis, Fitness and Swim Clubs

26 Indoor/Outdoor Tennis Courts - Spacious Fitness Complex with indoor Track and Basketball Court - Jr. Olympic Outdoor Pool - Child-care, Raquetball, Group Fitness Classes and more.

"Serving Asheville for over 35 years"

200 Raquet Club Road, 28803

828-274-3361

www.ashevilleraquetandfitness.com

Global Warming – Uncovering the Facts

Continued from page 8

there is no correspondence between CO₂ and the temperature record, that we're wasting our money."

Patterson put the cost of Kyoto into perspective, "Five million people a year die in Africa because they do not have clean drinking water resources. The money allocated towards Kyoto in one year would provide clean drinking water to Africa in perpetuity."

The week before ex-Environment Canada Research Scientist Dr.

University of Auckland, New Zealand: "I can assure Mr. Gore that no one from the South Pacific islands have fled to New Zealand because of rising seas. In fact, if Gore consults the data, he will see it shows sea level falling in some parts of the Pacific."

Dr. Petr Chylek, adjunct professor, Dept. of Physics and Atmospheric Science, Dalhousie University, Halifax, Nova Scotia, Canada: "Mr. Gore suggests that Greenland melt area increased considerably between 1992 and 2005. But 1992 was exceptionally cold in Greenland

So let's talk about this. If I asked you to take a thermometer and measure the temperature of some water in a pot in your kitchen, you could probably do it fairly easily. The temperature you measured might not be perfect, but it would be pretty close, depending on the instrument you used. Looking at an ordinary household thermometer, you can see that a degree centigrade is a very small amount. Half a degree is a lot less; you can hardly see it at all. Now if I asked you to measure the temperature outside your home, you could do that also, with perhaps a little more effort, particularly if it was freezing cold and raining. Moreover, if I asked you to measure the temperature of your town for a few days, that gets a little more complicated. You might ask, "where in the town?" Or even ask 'when' – night, day, summer, winter, morning, evening – or 'where' – in the sun light, under a shady spot, in an enclosed area, downtown or on the outskirts.

A lot of other questions also begin to pop up. Do I want the highest temperatures, the lowest temperatures, or some sort of average? If I want an average, how do I want it to be calculated? Not least among my questions would be who is going to do it and what do they use to do it with?

Now let's suppose I asked you to measure the temperature of your state, and then of the USA, and then of Europe and then finally I asked you, "What is the temperature of the world?" And I wanted you to give me an answer to within one tenth (.1) of a degree.

You would probably think I was nuts.

Now, let's augment the question by saying that I didn't want it for just one moment in time, but I wanted it over a long period of time before you were born, and I wanted to know if it changed from time to time and, if so, why did it?

Now I am really nuts. Right?

Well, this is exactly what we are dealing with here. The heart of the global warming debate is that some scientists think that the entire earth has warmed by one half-degree over the last 100 years.

The heart of the theory of global warming – it really is just a theory – lies in taking the thermometer readings we have obtained over the past 100 years and statistically manipulating them in various ways. Some places have warmed up a little and other places have clearly cooled. Many areas have just gone up and down with no real trend. To obtain a 'global' outcome requires a good bit of massaging of the data.

There are several methods by which our experts try to do this.

First there exist thousands of ground measuring stations that measure the temperatures at their location.

In addition, a large number of these measuring stations have been impacted over time by several factors that have influenced their readings. (1) One of the major changing influences is what is now called the "urban heat island" effect. That is to say, many of these locations that were located on the outskirts of towns and cities have per se gotten warmer as the populations have surrounded them. Many are now at airports where the heat and exhausts from the airplanes or the runway itself will naturally warm up the readings. This is not of little significance, especially when experts are attempting to compute readings to tenth of degrees.

Moreover, according to Dr. Vincent Gray, "Early thermometers were unreliable and difficult to calibrate. Liquid-in-glass thermometers required a capillary tube of uniform diameter and a clearly divided scale. Glass is a cooled liquid which slowly contracts over time. Liquid-in glass thermometers therefore read high if they are not frequently calibrated. This is true even of modern thermometers with improved glass."

"The earlier measurements, up to 1900 or so, would have been made on thermometers calibrated in single degrees, usually Fahrenheit, made from ordinary glass. The early measurements were made

Continued on page 10

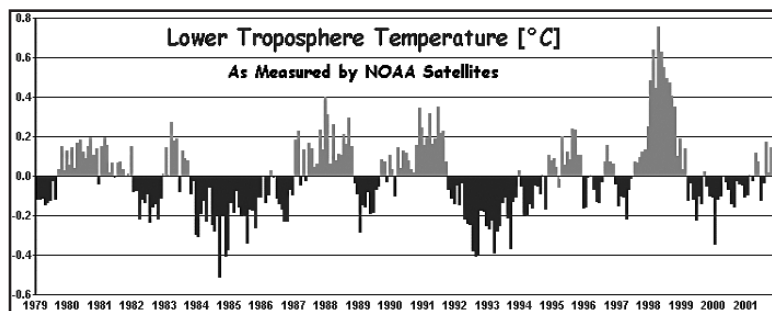


Fig 3.12 – Under this chart say Mean global temperature anomalies of the lower atmosphere, as measured in MSU units.

Madhav Khandekar completely dismantled the notion that the recent rise in CO₂, the greenhouse gas most restricted by Kyoto, is the major cause of warming at the Earth's surface. "Instead, Khandekar concluded in his lecture Global Warming Science: A Need for Reassessment, land use change due to urbanization and variations in the Sun's brightness, both phenomena the effects of which he believes the UN's Intergovernmental Panel on Climate Change have not fully taken into account, are the primary drivers of the past

"Dr. Dick Morgan, former advisor to the World Meteorological Organization and climatology researcher at University of Exeter, U.K. gives the details, 'There has been some decrease in ice thickness in the Canadian Arctic over the past 30 years but no melt down. The Canadian Ice Service records show that from 1971-1981 there was average, to above average, ice thickness. From 1981-1982 there was a sharp decrease of 15% but there was a quick recovery to average, to slightly above average, values from 1983-1995. A sharp drop of 30% occurred again 1996-1998 and since then there has been a steady increase to reach near normal conditions since 2001.'

In November 2006, more experts disputed a large number of the global warming claims being advocated (<http://www.canadafreepress.com/2006/harris110706a.htm>). Some of their specific remarks were:

Dr. Chris de Freitas, climate scientist, associate professor,

and the melt area of ice sheet was exceptionally low due to the cooling caused by volcanic dust emitted from Mt. Pinatubo. If, instead of 1992, Gore had chosen for comparison the year 1991, one in which the melt area was 1% higher than in 2005, he would have to conclude that the ice sheet melt area is shrinking and that perhaps a new ice age is just around the corner."

Indeed, it appeared that the 'consensus' theory just was not the case. What's more, I found out that scientists and others who felt it important simply to question the validity of the global warming theories were simply attacked and labeled as 'heretics' and Nazis. Ellen Goodman, in a February edition of The Boston Globe, went so far as to say: "I would like to say we're at a point where global warming is impossible to deny. Let's just say that global warming deniers are now on a par with Holocaust deniers, though one denies the past and the other denies the present and future." The Governor of Oregon, Ted Kulongoski, is attempting to take the title of 'state climatologist' away from George Taylor because Taylor does not tow the line that 'global warming' is completely accurate. This is a scary way to approach science.

To begin with, let's analyze the facts about whether or not the entire world is getting warmer and is doing so at an accelerating rate. This entire process has accelerated in the past hundred to two hundred years. Global temperatures have risen an average of .7 to 1.4 degrees F over the past century.

What's better than finding new customers? When they find you!

Be seen in the paper your community is reading.



*To reserve your space call
Pat Starnes @ 828-273-7672*

Asheville Mulch Yard



Weaverville 484-8131



Brevard Road 687-2792



Smokey Park Hwy. 665-9899

Mulches
Wood Chips
Soil Conditioners



ashevilmulchyard.com

Global Warming – Uncovering the Facts

Continued from page 9

mainly near large towns in the Northern Hemisphere. Even today, measurements are not available for many regions of the earth's surface, particularly those remote from cities and buildings (<http://www.john-daly.com/tar-2000/ch-3.htm>)." It is quite feasible that what human development in these areas has done is not to warm up the planet, but just to warm up a number of the thermometers. Moreover, the urban effect is more predominant in the latter part of the record and is growing exponentially thus skewing the warming results upwards.

The following website will show you the observable data from a set of historical temperature graphs from a large selection of mostly non-urban weather stations in both hemispheres. Hundreds of stations from all around the globe are available for you to look at the raw data. Take a look for yourself to see what the stations

tell us. (<http://www.john-daly.com/stations/stations.htm>).

Out of all this data with all the endless possibilities for various conclusions, the general belief is that average ground station readings have shown a mild warming of ".6 degrees C + or - .2 degrees C over the last 140 years" (http://www.fcgp.org/pdf/The_Cause_of_Global_Warming_Policy_Series_7.pdf), which may not even exist due to the numerous problems with the readings listed above. The satellite, balloon and mountain top readings made over the past 30 years have shown practically no long-term rate of increase in global temperatures. Neither have a great many of the stations who have been unaffected by the growing 'urban heat island' phenomenon. Certainly, no catastrophic global warming has been recorded.

Unless, of course, all this data is miraculously skewed by modeling to show that there has been a sudden upturn in warming in the past few

hundred years. And this is exactly what was done in the IPCC report that stood science on its head. The Mann "Hockey Stick" graph

said, "There was little ice at the North Pole; a Chinese naval squadron sailed right round the Arctic in 1421 and found none. The Antarctic, which

It was a tough time for folks. But since the mid 1600's the 'average global temperature' (whatever that actually is – although I am sure that people in Greenland had a good idea) has been rising at the low, steady rate mentioned above.

If you need to show that there was a global warming crisis at the present time, this sort of data just wouldn't do. After all, the report that came out by the UN's Intergovernmental Panel on Climate Change (IPCC) in 2001 claimed it is likely "that the 1990's has been the warmest decade and 1998 the warmest year of the millennium" for the Northern Hemisphere. That's some claim. Where did it come from?

It came from the Mann "Hockey Stick" graph that the IPCC authors grabbed on to.

Basically, what happened was this. In the report issued by the IPCC there was a graph of the average tropospheric temperatures developed by Christie and Spencer that relied primarily on weather satellites. It showed that since 1979 "there were no significant warming rates over mid-latitude continental regions of the Northern Hemisphere. In the upper troposphere, no significant global trends have been detected since the early 1960's." (See p. 3, <http://www.uoguelph.ca/~rmckitri/research/McKitrick-hockeystick.pdf>).

"Since 1979, NOAA satellites have been measuring the temperature

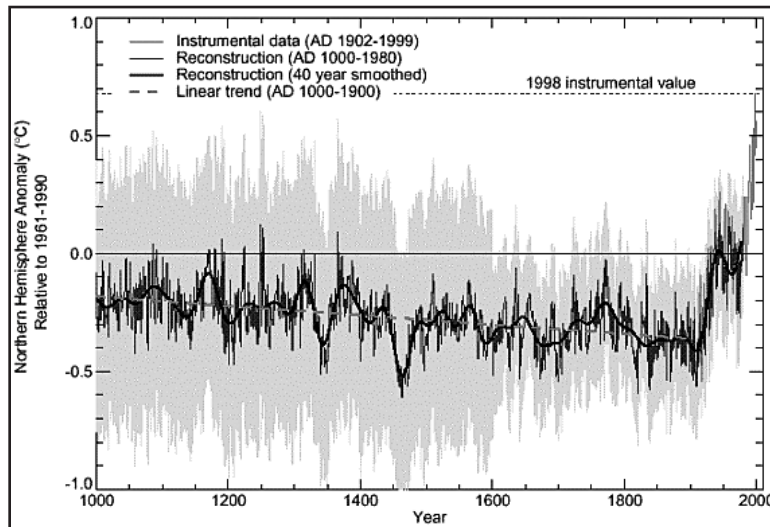


Fig 3.4 – Comparison of Northern Hemisphere temperature record from proxy measurements with weather station measurements from Mann and Bradley.

was created. "Global warming" in the past decade was shown to be evidenced by the sharp upturn shown in the end of the 'stick.'

We all know the saying, "Figures don't lie, but liars sure can figure." Keep this in mind.

Strong changes in the earth's climate have continuously occurred throughout geologic time. We experienced a Medieval Warm Period from around 1000 to 1300 AD when the Vikings were able to farm on Greenland (not such

holds 90 percent of the world's ice and nearly all its 160,000 glaciers, has cooled and gained ice-mass in the past 30 years, reversing a 6,000-year melting trend. Data from 6,000 boreholes worldwide show global temperature were higher in the Middle Ages than now. And (despite allegations in the Oscar-winning movie by Nobel Laureate, former Vice President and renowned climatologist Al Gore), the snows in Kilimanjaro are vanishing not because summit temperature is rising

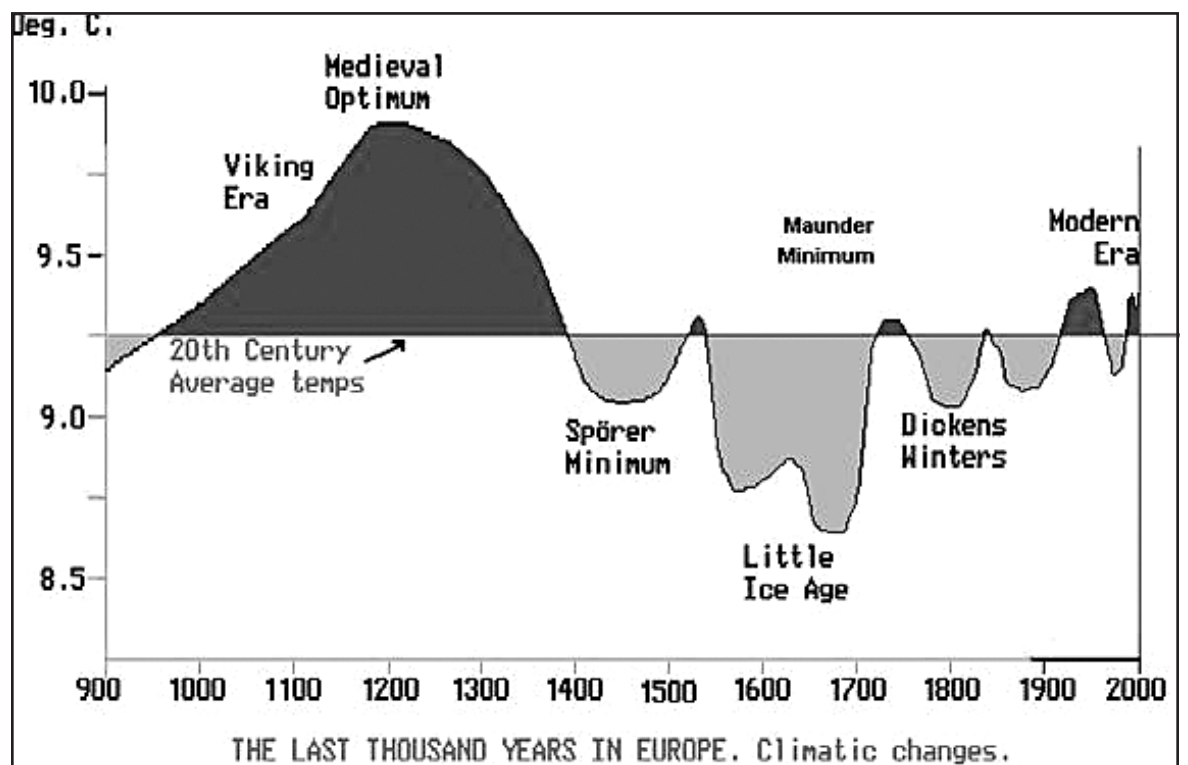


Fig. 4 – This chart shows the Medieval Warm Period (Medieval Optimum).

a bad thing) and the planet was considerably warmer than today. Actually it dwarfs the 20th century changes.

Christopher Monckton in an article in the UK Sunday Telegraph

(it isn't) but because post-colonial deforestation has dried the air."

After that the globe entered a period known as the Little Ice Age in which temperatures plummeted and Greenland was no longer green.

of the lower atmosphere using Microwave Sounder Units (MSUs). The method is to measure the microwave spectrum of atmospheric

Continued on page 11

STOREWIDE SAVINGS

25% off all full price merchandise

30%-40% off Just Ducky brand merchandise

THANKSGIVING SALE-a-bration

select novelty tights \$6.00/pair while supplies last

begins Friday, November 20th

just ducky ORIGINALS
classic clothes for kids
justduckyoriginals.com

10 All Souls Crescent
Biltmore Village
Asheville, NC
828-277-7084
shop Mon-Sat 10-5:30
Sundays 1-5

No Job Too Small or Too Big!

Professional
Fully Insured
30 Years Experience
Free Estimates

Tim Howard
Painting & Pressure Washing
778-9700

Global Warming – Uncovering the Facts

Continued from page 10

oxygen, a quantity dependent on temperature. It is much more accurate than all the other measures and, also in contrast to other measurements, it gives a genuine average of temperature over the entire earth's surface. Various efforts to detect errors have not altered the figures to any important degree. The record is shown in Figure 3.12."

The very large effect of the El Niño event in 1998 gives a spurious impression of a small upwards trend. However, this surge is attributable to this unusually large Southern Oscillation, not to an overall warming trend.

The absence of a distinguishable change in temperature in the lower atmosphere over a period of 21 years, is a fatal blow to the 'greenhouse' theory, which postulates that any global temperature change would be primarily evident in the lower atmosphere. If there is no perceptible temperature change in the lower atmosphere then the greenhouse effect cannot be held responsible for any climate change on the earth's surface. Changes in precipitation, hurricanes, ocean circulation and lower temperature, alterations in the ice shelf, retreat of glaciers, decline of corals, simply cannot be attributed to the greenhouse effect if there is no greenhouse effect to be registered in the place it is supposed to take place, the lower atmosphere. (<http://www.john-daly.com/tar-2000/ch-3.htm>).

Figure 3.12 Mean global temperature anomalies of the lower atmosphere, as measured by MSU units (NOAA) (30)

However, this graph was downplayed and over-ridden by a deliberate editorial sleight-of-hand in favor of Mann's Hockey Stick data, which follows below.

Mann, and the IPCC, claim that Figure 3.4 proves that the weather station measurements are influenced by "anthropogenic" – human – factors, and, of course, this is probably true. But they fail to see that the "anthropogenic" effect is caused by local energy emissions, not by changes in the atmosphere. (<http://www.john-daly.com/tar-2000/ch-3.htm>).

Figure 3.4. Comparison of Northern Hemisphere temperature record from proxy measurements (in blue) with weather station measurements (in red): from Mann and Bradley (12,13) and (14). Note the additional temperature rise from proximity of weather stations to urban areas. The gray region represents an estimated 95% confidence interval.

Let's look at how this graph with its 'Hockey Stick' face was

magically created. Scientists trying to figure out local climate histories over past centuries use various techniques, including "proxies" and "ground borehole" temperature data. "Proxies" include a wide range of measurements that are, hopefully, sensitive to local temperature trends, such as tree ring widths. Sometimes this is the case, and sometimes it isn't.

Ross McKittrick, in his article "What is the Hockey Stick Debate About?" (<http://www.uoguelph.ca/~rmckitri/research/McKittrick-hockeystick.pdf>) writes, "In the mid-1990's the use of ground boreholes as a clue to paleoclimate history was becoming well-established. In 1995 David Deming, a geoscientist at the University of Oklahoma, published a study in Science that demonstrated the technique by generating a 150-year climate history for North America. Here, in his own words, is what happened next.

"With the publication of the article in Science, I gained significant credibility in the community of scientists working on climate change. They thought I was one of them, someone who would pervert science in the service of social and political causes. So one of them let his guard down. A major person working the area of climate change and global warming sent me an astonishing email that said "We have to get rid of the Medieval Warm Period."

We have discussed the Medieval Warm Period above, when the Vikings were doing their farming in Greenland. And it is easy to see why this period created a major problem for the advocates of 'global warming.' If it were possible that the world could warm so much in such a short period as a result of purely natural causes (SUV's were not running around much then), then surely the climate changes in the 20th century could simply be a result of natural causes as well.

The true graph covering that period of time looks like this:

Fig.4 – Climatic Change in Europe 900 AD to Present

Both a Viking Era Medieval Warm Period and the Little Ice Age are well shown in the new correct graph and the 20th Century temperature rise is seen in proper perspective to lie well within the bounds of historic temperature. (Note: The Viking Era warm period happens to correspond with the Medieval Optimum, which was a time of intense solar sunspot activity. Wonder if there was any connection?)

If you compare Figure 3.4 with this Figure 4, you will see the magic of data reshaping in order to create a crisis. The Viking Era Medieval Warm Period went poof and was gone.

"Recent claims that the Earth is now warmer than at any time in the last 600 years are actually quite true, but this is merely a misleading statistical sleight of hand hiding the fact that global temperature was at a historic low point 600 years ago. If we go back in time a little further, say, to 800 years ago, we then find we are starting at the high point of the millenium (the 'Medieval Optimum'), resulting in our period being cooler than it was during the time of the Vikings. It's all a question of the year you choose to start from. If you start 600 years ago during the Sporer Minimum, then there has been a long term warming since then. But starting 800 years ago, we find a cooling. Selective use of the start date of any data series is the oldest statistical trick in the book. (

Briefly, "Mann et al. called their method a 'multiproxy' technique, since it combined a variety of proxies. The more numerous, and influential, proxies in their data set are tree ring chronologies. The method required mapping a large sample of proxies to a large sample of temperatures, and it encountered the mathematical problem that there are more equations than there are unknowns. So the dimensions of the data matrices had to be reduced.

"Principal components analysis is a common tool for handling this. It involves replacing a group of series with a weighted average of those series, where the weights are chosen so that the new vector (called the principal component or PC) explains as much of the variance of the original series as possible. This leaves a matrix of unexplained residuals, but this matrix can be reduced to a PC as well. Mann et al applied PC analysis to simplify both temperature and proxy data. For temperatures, they represent 1,082 series with 16 PC's. They used 112 proxies, of which 71 were individual record and 31 were PC's from 6 regional networks containing over 300 underlying series in total."

And in the way Mann constructed his algorithm, he simply wiped out the entire Medieval Warm Period. He gave one technique for reconstructing pre-thermometer temperature 390 times more weight than any other, and left out the data set showing the medieval warm period, tucking it into a folder marked "Censored Data."

"In the spring of 2003, Stephen McIntyre requested the MBH98 data set from Mann," that he had used. He was curious as to how the graph was made "and wanted to see if the raw data looked like hockey sticks too." After some delay he received a file, but one of the first things Stephens discovered was that the PC's used in MBH98

could not be replicated. According to McKittrick, "No one had ever replicated his (Mann's) results, and we know others had tried but were unsuccessful. ...he also refused to supply his computer code, a stance he maintains today."

"In our analysis of Mann's FTP archive we found some remnant computer code files that turned out to be the Fortran routines he used to compute his principal components." Here McKittrick found some incredible assumptions and scaling made by Mann. "In 10,000 repetitions...we found that a conventional PC algorithm almost never yielded a hockey stick shaped PC..."

In 2005 McIntyre and McKittrick "...received an email from Dr. Hendrick Tennekes, retired director of the Royal Meteorological Institute of the Netherlands. He wrote

to convey comments he wished communicated publicly:

"The IPCC review process is fatally flawed. The behavior of Michael Mann is a disgrace to the profession...The scientific basis for the Kyoto protocol is grossly inadequate."

Here you have it. One of the most important socio-political impacts in the past 10 years based on incredibly flimsy work. The Hockey Stick is broken. But the UN still uses the graph in its publications.

This article was written in February 2007, before the recent e-mail discoveries disclosed the intentional fraud in the Global Warming community. David Morgan is the Tribune Editor-at-Large. The complete text of this article may be found under Global Warming at www.tribunepapers.com.

Vincenzo's
Ristorante & Bistro

*WNC's Premier
Northern Italian
Continental Restaurant*

• Time honored recipes of Old Italy • Award winning service
• Live music (jazz, blues & Standard) • No cover charge

10 N. Market Street • 828-254-4698
www.vincenzos.com



**TRYING TO GET
THE TEACHER'S
ATTENTION?**

**OVERSIZED CLASSROOM
CHALLENGE THE INDIVIDUAL
NEEDS OF CHILDREN**

**CALVARY CHAPEL
HOMESCHOOL CO-OP
OFFERS PARENTS A CHOICE**

**CALVARY
CHAPEL
HOMESCHOOL
CO-OP
828.273.0325**

